



US00D723133S

(12) **United States Design Patent**
Siemantel

(10) **Patent No.:** **US D723,133 S**

(45) **Date of Patent:** **** Feb. 24, 2015**

(54) **FISHING LURE**

(71) Applicant: **William M. Siemantel**, Castaic, CA
(US)

(72) Inventor: **William M. Siemantel**, Castaic, CA
(US)

(**) Term: **14 Years**

(21) Appl. No.: **29/489,944**

(22) Filed: **May 5, 2014**

(51) **LOC (10) Cl.** **22-05**

(52) **U.S. Cl.**
USPC **D22/132**

(58) **Field of Classification Search**
CPC A01K 85/00; A01K 85/10; A01K 85/12;
A01K 85/14
USPC D22/126-133; 43/42.06, 42.31, 42.35,
43/42.32, 42.34, 42.37, 42.39, 42.45

See application file for complete search history.

(56) **References Cited**

U.S. PATENT DOCUMENTS

2,424,706	A *	7/1947	Pelham	43/42.34
D254,024	S *	1/1980	Parker	D22/128
D344,568	S *	2/1994	Byrd et al.	D22/132
D457,593	S *	5/2002	Addison	D22/132
D637,686	S	5/2011	Rago		
D676,517	S *	2/2013	Cook et al.	D22/132

* cited by examiner

Primary Examiner — Catheri Oliver-Garcia

(74) *Attorney, Agent, or Firm* — QuickPatents; Kevin Prince

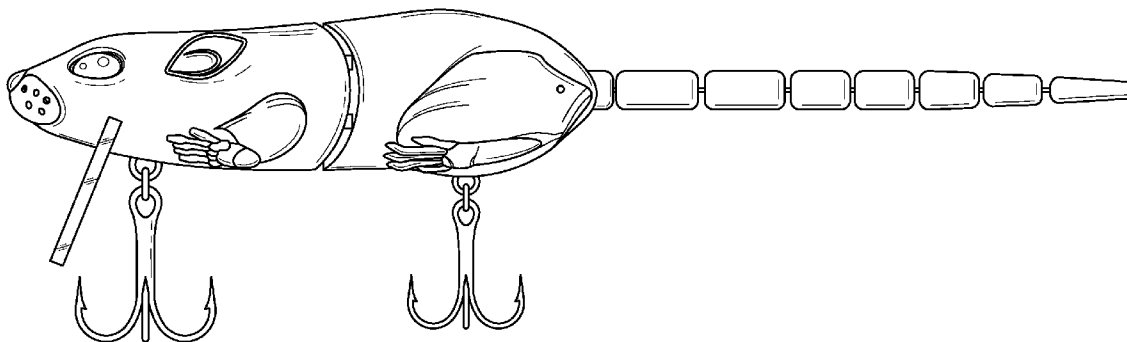
(57) **CLAIM**

I claim the ornamental design for a fishing lure, as shown and described.

DESCRIPTION

FIG. 1 is a perspective view of a fishing lure, showing my new design;
FIG. 2 is a front elevational view thereof;
FIG. 3 is a rear elevational view thereof;
FIG. 4 is a right-side elevational view thereof, the left-side elevational view being a mirror image thereof;
FIG. 5 is a top plan view thereof; and,
FIG. 6 is a bottom plan view thereof.

1 Claim, 3 Drawing Sheets



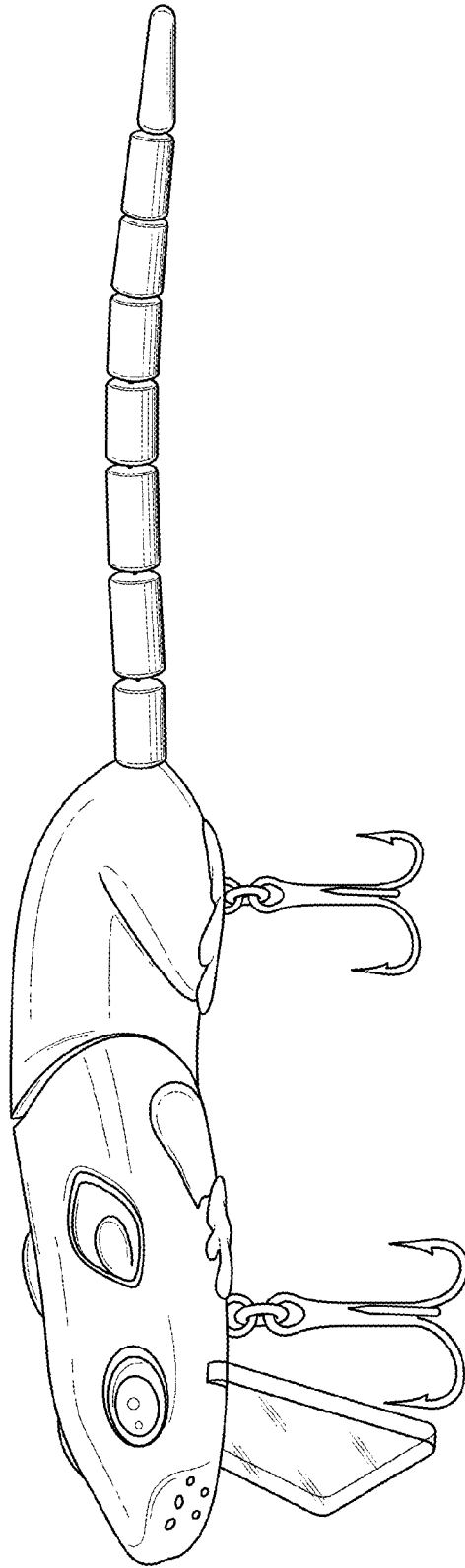


FIG. 1

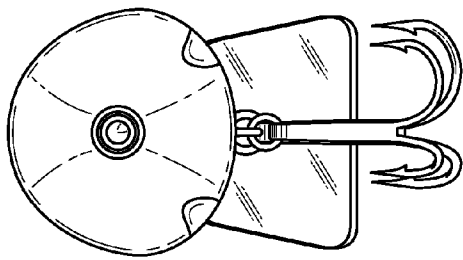


FIG. 3

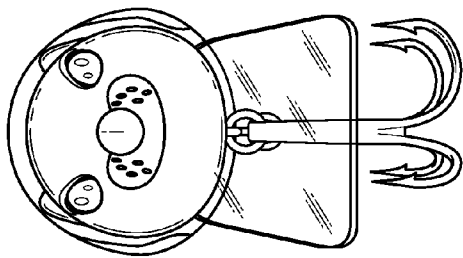


FIG. 2

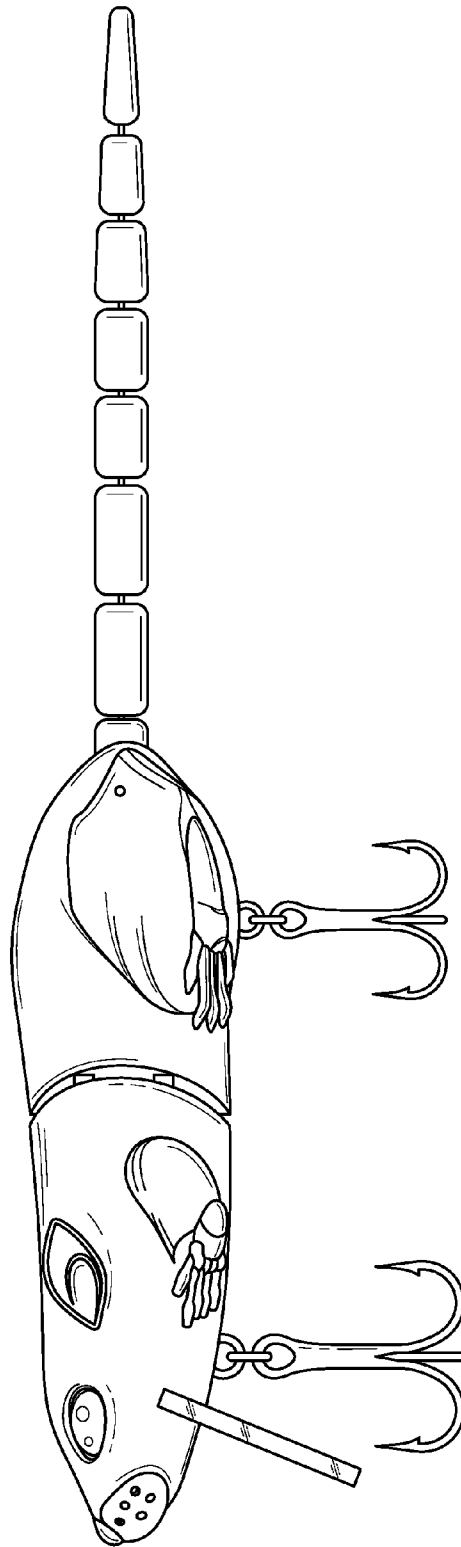


FIG. 4

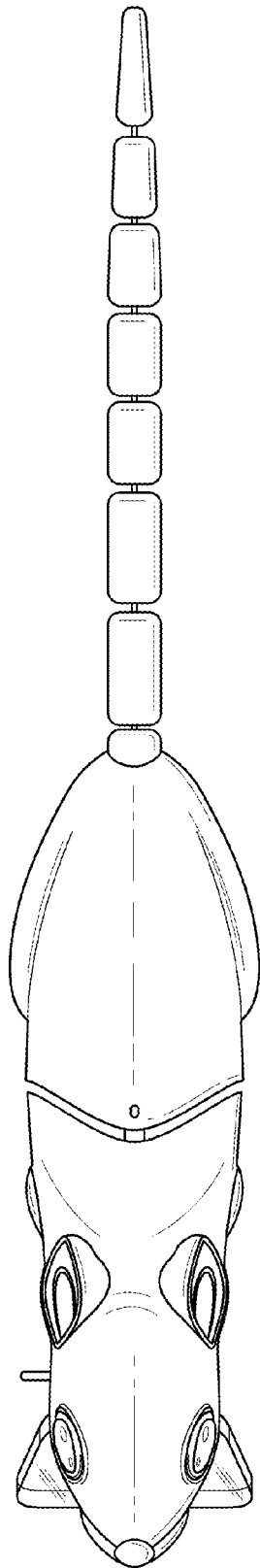


FIG. 5

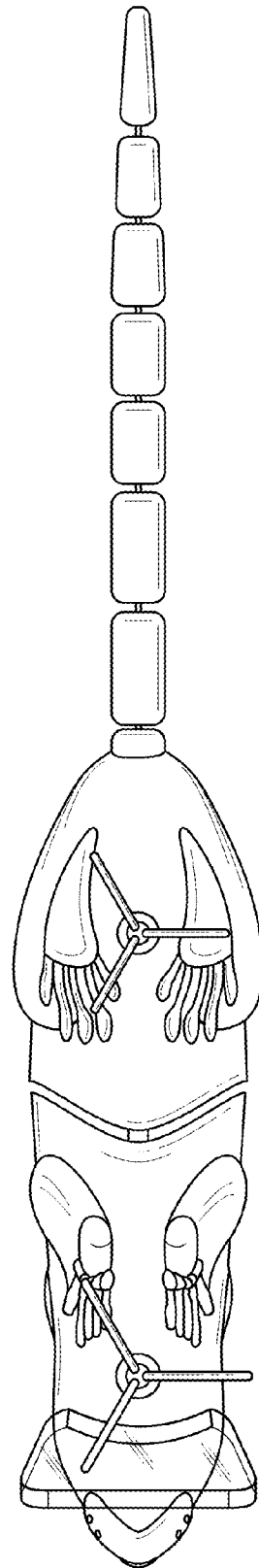


FIG. 6